



# City of Brisbane Benchmarking Webinar

June 6, 2019

*We will begin shortly!*

# Agenda

---

- Goals of the Benchmarking Primer
- Program Introduction
- Benchmarking 101
- Basics of ENERGY STAR Portfolio Manager
- CA Building Energy Benchmarking Program & Local Ordinances
- Next Steps
- Q&A



# Goals of the Benchmarking Primer

---

1. Develop foundational knowledge of benchmarking
2. Participation in Brisbane Building Efficiency Program
3. Attendance at Engagement Workshop #2:  
*June 12, 6-7:30 p.m. at the DoubleTree, Brisbane*



# Project Introduction

**RICAPS**  
Regionally Integrated Climate Action Planning System

## City of Brisbane Climate Action Plan



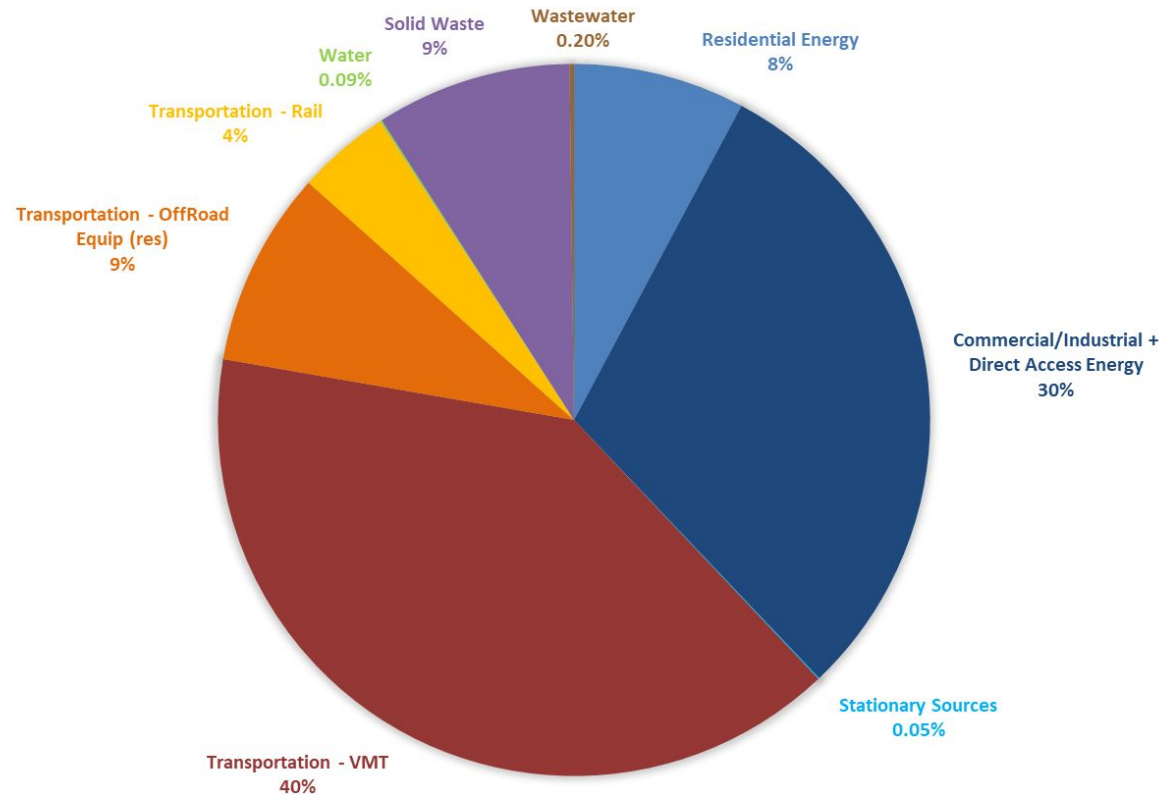
Adopted September 17, 2015  
Prepared in collaboration with City/County Association of Governments of San Mateo County



BAY AREA  
AIR QUALITY  
MANAGEMENT  
DISTRICT



### Brisbane 2015 Community GHG Inventory







# Benchmarking 101



# Benchmarking: Getting on the Scale

---

**Benchmarking** is the first step in understanding your building; it's setting a baseline.



# How to Think About Benchmarking

---

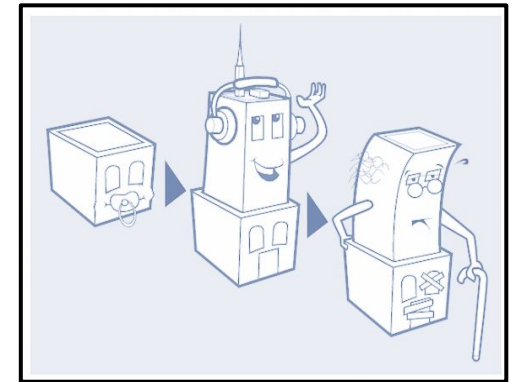
It's all about **Comparisons**



**Self**



**Peers**



**Scenarios**

*These identify opportunities to save and help document those savings*





# Benchmarking...

---





# Getting To Know Buildings

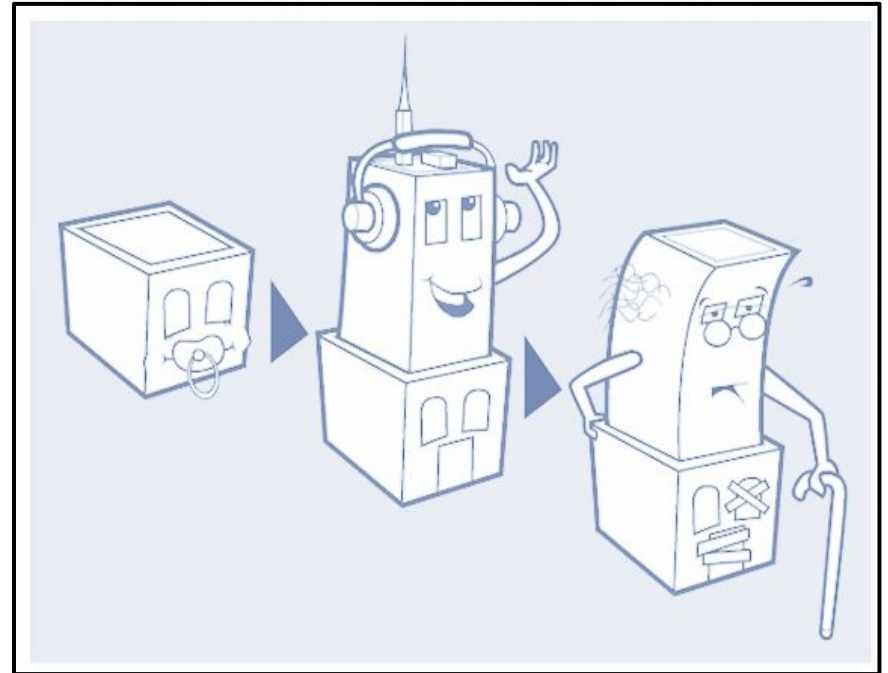
---

Like people, buildings

- Get older
- Are diverse
- Need care

Therefore,

- Their parts break down
- They have unique needs
- They require upgrades



# Benchmarking Metrics

---

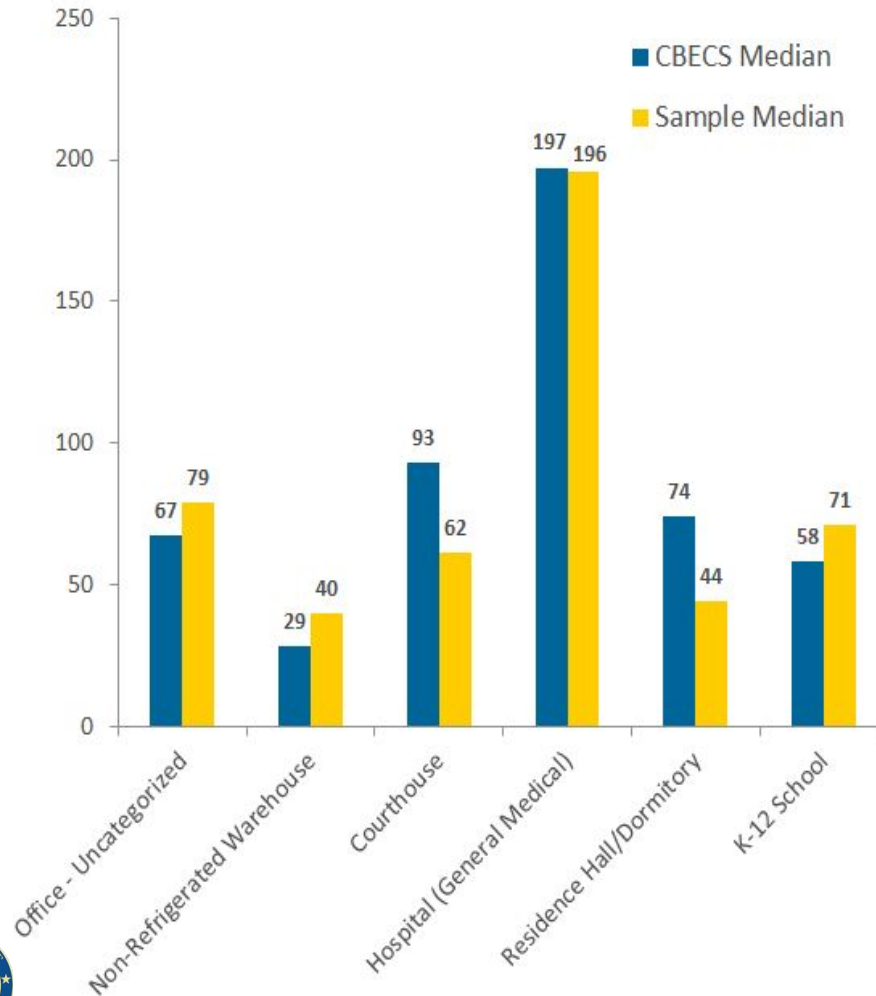
**It's all about energy and cost:**

- Energy Use Intensity (EUI) = Energy/SF/Year
- Energy Cost Intensity (ECI) = Cost/SF/Year

$$\frac{\text{Natural Gas} + \text{Electricity}}{\text{Gross Building Area}} = \text{EUI} \text{ kBTU/SF/YR}$$



# Drilling Down: Benchmarking Metrics

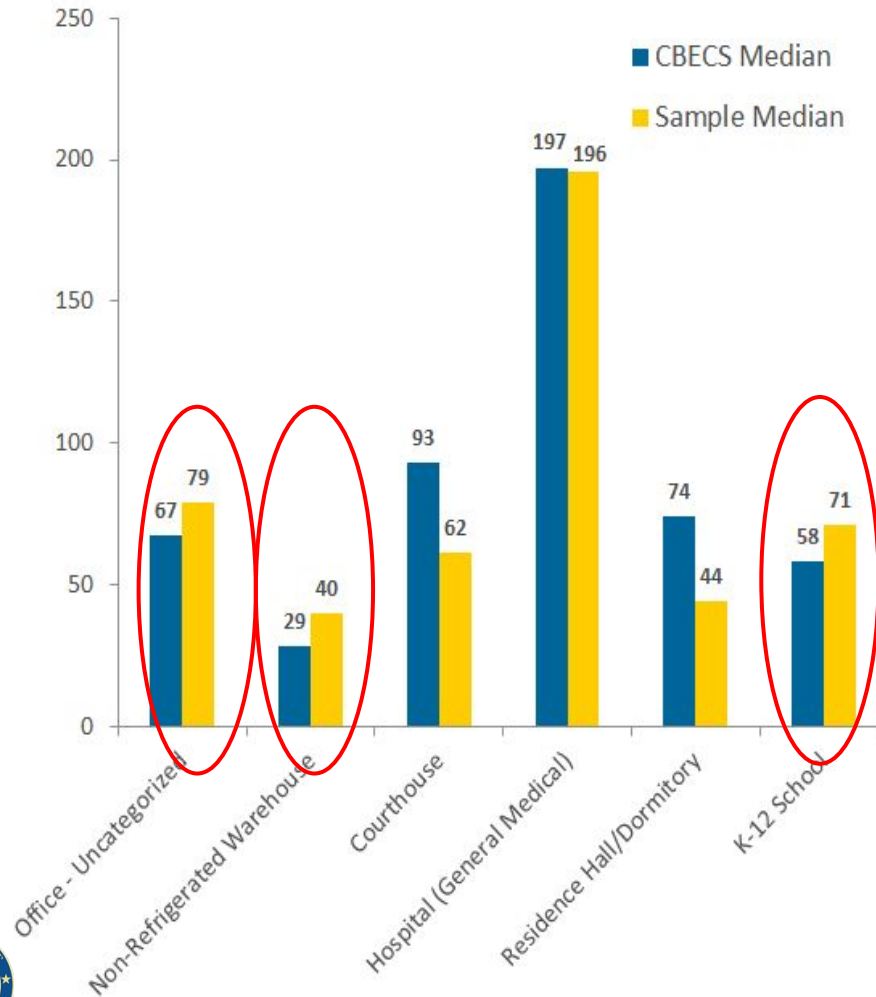


## Energy Use Intensity (EUI)

- Different by building type
- Different by building age
- Affected by other factors (ex: weather)
- e.g. Hospital in this portfolio has 2x EUI of office



# Drilling Down: Benchmarking Metrics



## Observations

- Blue = National average
- Yellow = Actual building
- Offices, warehouses and K-12 schools use more energy than national average
- The other buildings use the same or less than national average







# Basics of ENERGY STAR Portfolio Manager



# ENERGY STAR Portfolio Manager


---

- **What is ENERGY STAR?**

- Launched in 1999
- Joint Program between Department of Energy + Environmental Protection Agency
- No cost, interactive energy management tool

- **Why and how we use ENERGY STAR?**

- Assess building performance
- Benchmarking properties
- Track and monitor progress towards goals
- Compliance



# ENERGY STAR Portfolio Manager

---

- **Benchmarked in Portfolio Manager**
  - 21+ billion sf
  - 185,000 buildings
  - 25% of total building market







# To get started in Portfolio Manager you will need

---

## 1. At a Minimum

Property information:

- Name, Address, Postal code
- Primary function
- Year built
- Gross floor area
- Occupancy %
- 12 months of energy consumption data (utility meters)

## 2. For Even Better Benchmarking

Property use details:

- Operating hours
- No. of computers
- No. of workers, etc.



# [energystar.gov/portfoliomanager](http://energystar.gov/portfoliomanager)



Help  
Language: [English](#) | [Français](#)

## Welcome to Portfolio Manager

Helping you track and improve energy efficiency across your entire portfolio of properties.

Username: \*

Password: \*

[I forgot my password.](#)

[I forgot my username.](#)

**Sign In**

**Create a New Account**




[ENERGY STAR Buildings Homepage](#)




[Take a Training](#)



[Learn More About Portfolio Manager](#)

 These links provide more information from ENERGY STAR and are not available in French.

 You are accessing a U.S. Government information system. System usage may be monitored, recorded, and subject to audit. Unauthorized use of the system is prohibited and subject to criminal and civil penalties. Use of the system indicates consent to monitoring and recording.

Follow Us    

[Contact Us](#) | [Privacy Policy](#) | [Browser Requirements](#) | [ENERGY STAR Buildings & Plants Website](#)





# CA Building Energy Benchmarking Program & Local Ordinances





# CA Building Energy Benchmarking Program (AB 802)

---

- State of California passed Assembly Bill 802 (AB 802) in Oct. 2015
- **Scope:** Provides building owners access to their building energy use data from utilities to track consumption in their buildings
- **Purpose:** Help building owners, tenants, and others better understand the energy consumption of their buildings through standardized energy use metrics

*Owners of certain buildings in California that have a gross floor area of **50,000 square feet or greater** are required to benchmark*

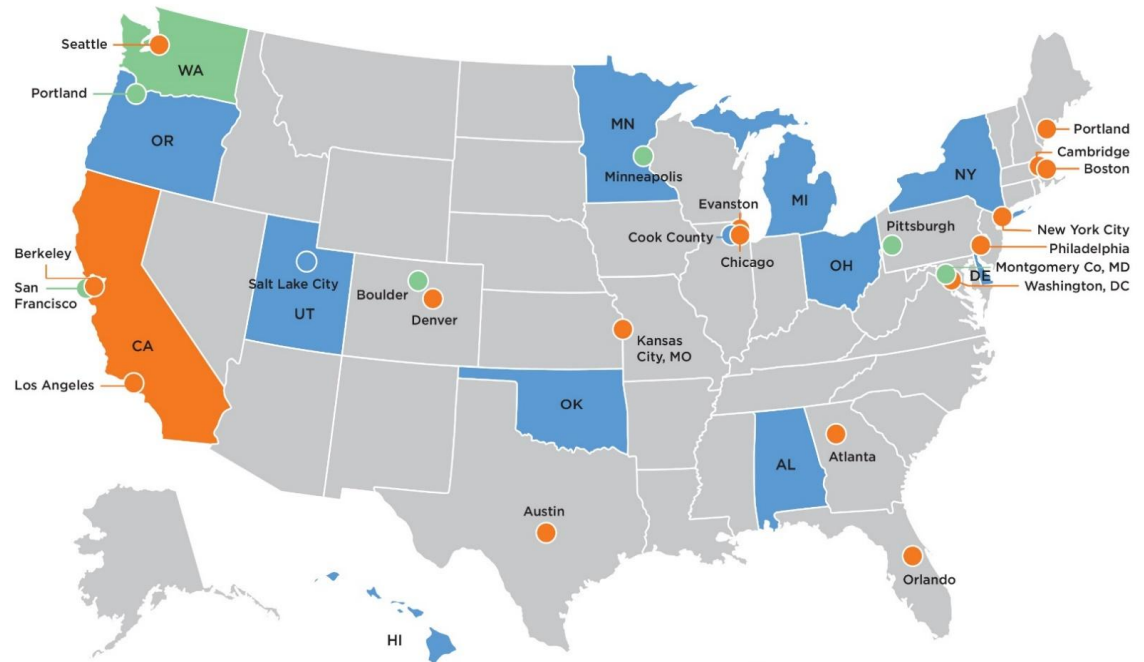
*Visit [energy.ca.gov/benchmarking](http://energy.ca.gov/benchmarking) to learn more*





# Neighboring California & U.S. Benchmarking Local Ordinances

- San Francisco
- Berkeley
- San Jose



- Public, commercial, and multifamily building benchmarking policy adopted
- Public and commercial building benchmarking policy adopted
- Public buildings benchmarked



© Copyright 2015 Institute for Market Transformation. Updated 06/2015

Questions?





# Brisbane Building Efficiency Program

Learn about your City's new efficiency program and make your voice heard at upcoming events!

The City of Brisbane is developing a Building Efficiency Program which addresses energy and water use in existing commercial buildings and aims to help make them more efficient. This has the impact of saving owners money, improving the safety and comfort of our building stock, and reducing emissions that are driving climate change. A robust public engagement effort was launched to accompany the development of the Program, including stakeholder outreach at each milestone. An initial engagement workshop was held in April to collect feedback from key stakeholders.

Now building owners and community members are again invited to join in a second workshop to learn about updates and provide input that will shape the Program, and they will have an opportunity to participate in a Benchmarking Primer Webinar to learn more about the concepts introduced.

Learn more and register to attend upcoming events at [brisbaneca.org/building-efficiency-program](https://brisbaneca.org/building-efficiency-program).

*This work is supported by a Bay Area Air Quality Management District Climate Protection Grant and is anticipated to run through October when an ordinance will be presented to Council for consideration and adoption. To learn more, please visit [brisbaneca.org/building-efficiency-program](https://brisbaneca.org/building-efficiency-program) or contact Adrienne Etherton at [aetherton@brisbaneca.org](mailto:aetherton@brisbaneca.org) or 415-508-2118.*



## **BENCHMARKING PRIMER WEBINAR**

June 6, 10:00 am - 11:00 am

If you're new to benchmarking or just need a refresher, this webinar will set you up for a more technical conversation at the workshop.

## **STAKEHOLDER WORKSHOP #2**

June 12, 6:00 pm - 7:30 pm

DoubleTree by Hilton, 5000 Sierra Point Parkway, Brisbane

This workshop will focus on gathering input on benchmarking and auditing requirements from impacted parties; commercial building owners are highly encouraged to attend. Refreshments will be provided.

# Thank you!

Contact:

Adrienne Etherton

[aetherton@brisbaneca.org](mailto:aetherton@brisbaneca.org)

415.508.2118

Visit:

[brisbaneca.org/building-efficiency-program](http://brisbaneca.org/building-efficiency-program)

